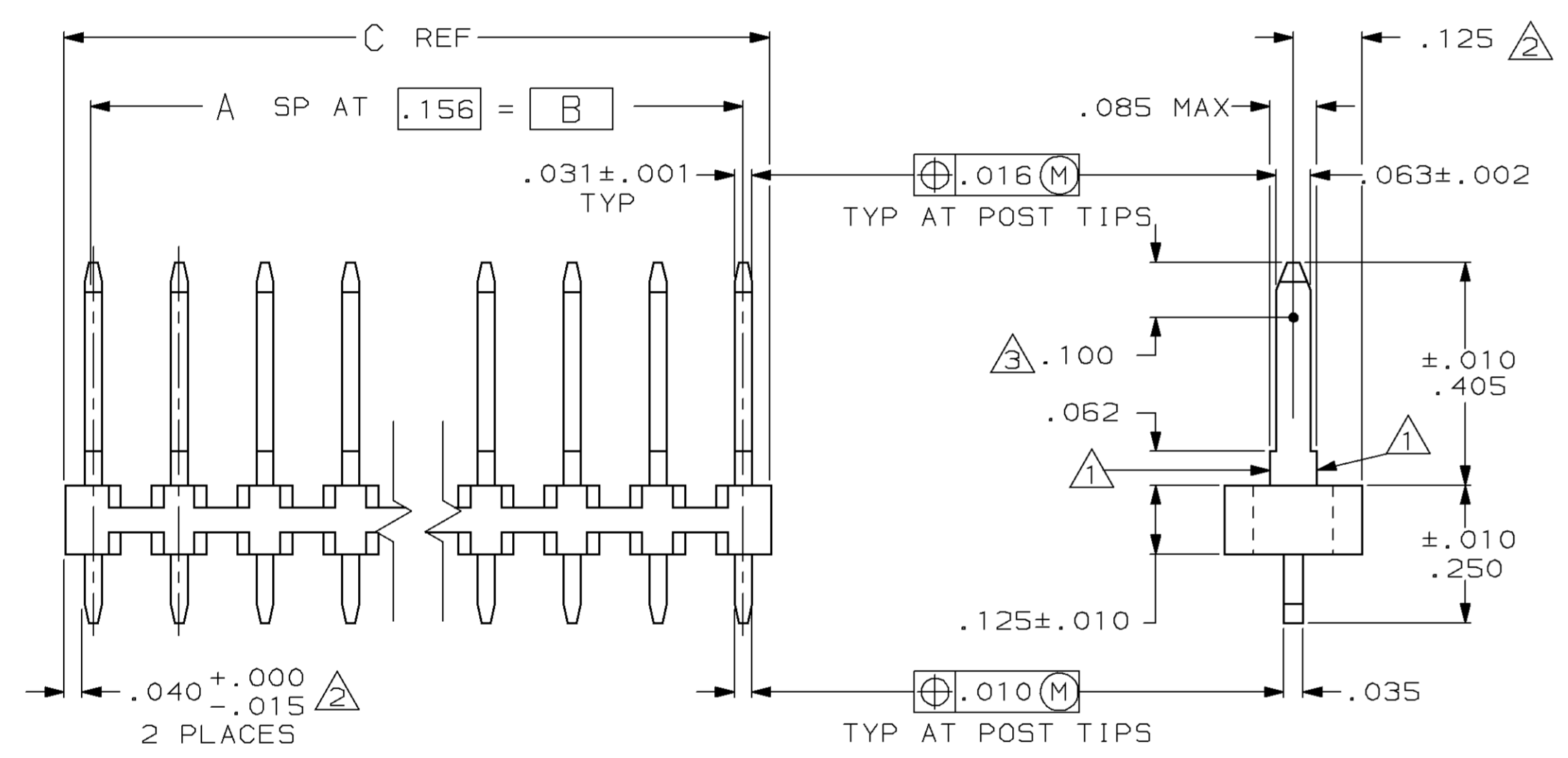
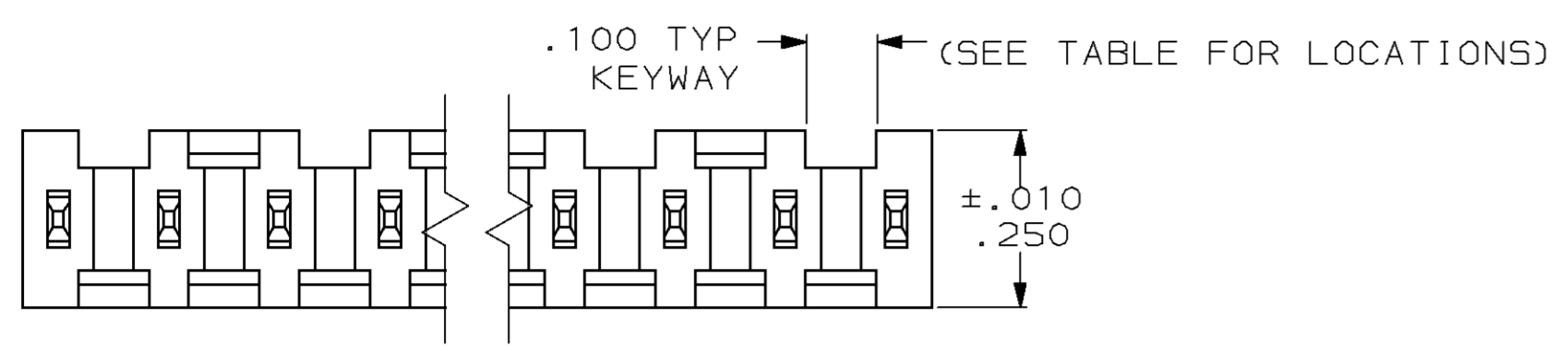
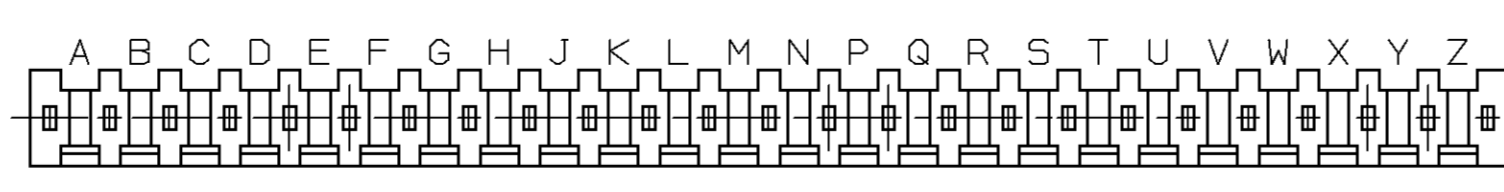
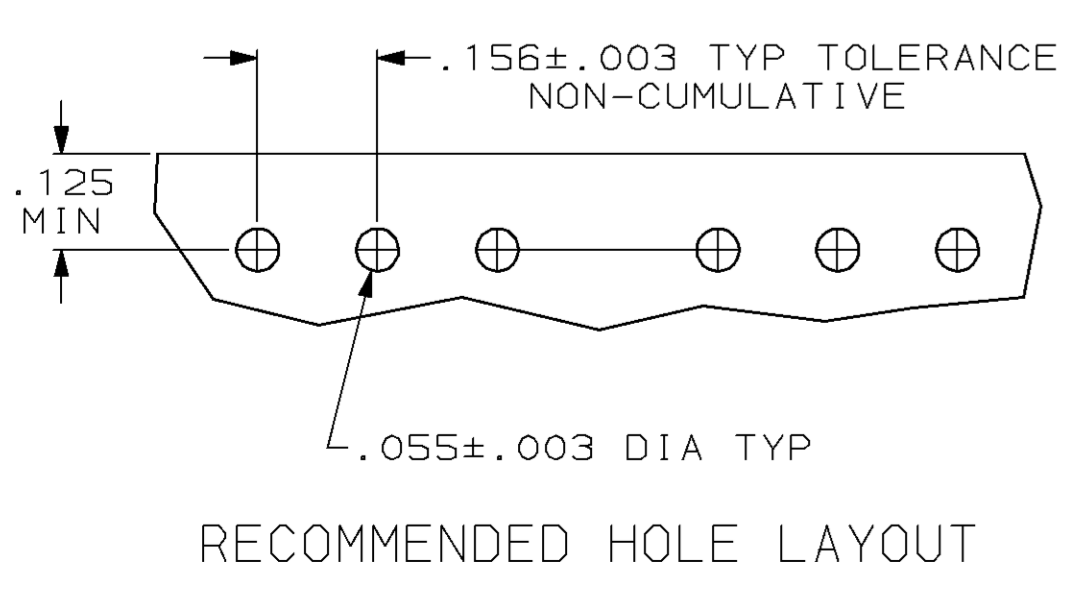


DRAWING MADE IN THIRD ANGLE PROJECTION
 THIS DRAWING IS UNPUBLISHED. RELEASED FOR PUBLICATION
 © COPYRIGHT 19 BY AMP INCORPORATED, HARRISBURG, PA. ALL INTERNATIONAL RIGHTS RESERVED. AMP PRODUCTS MAY BE COVERED BY U.S. AND FOREIGN PATENTS AND/OR PATENTS PENDING.

MOD		LOC	DIST	REVISIONS					
27	AD	39	P	F	ZONE	LTR	DESCRIPTION	DATE	APPD
							B REV & REDRAWN EGN 1301 & 1413	-	-
							C REV ECN 1785	1-7-88	HM
							D REV ECN AR1925	10-19-88	DR
							E REV PER ECN AR2031	5-2-89	JPG
							F REV LOC & DIST AD-4171	3-90	BF
							G REV PER AD-5123	1-25-91	-
							H REV PER 0010-0700-93	8-7-93	SAS
							J REV PER 0010-1103-93	3-16-94	SAS
							K REV PER 0310-0048-97	7-11-97	JH
							L REV PER 0310-0250-97	7-11-97	JH



- ⚠ THESE SURFACES WILL NOT BE PLATED
- ⚠ THE NOTED DIMENSIONS APPLY AT THE INTERSECTION OF THE POST AND THE HOUSING
- ⚠ POINT OF MEASUREMENT FOR PLATING THICKNESS



OBSOLETE	NONE	NONE	5.415	5.304	34	35	3-87633-6
OBSOLETE	NONE	NONE	5.259	5.148	33	34	3-87633-5
OBSOLETE	NONE	NONE	5.103	4.992	32	33	3-87633-4
OBSOLETE	NONE	NONE	4.947	4.836	31	32	3-87633-3
OBSOLETE	NONE	NONE	4.791	4.680	30	31	3-87633-2
OBSOLETE	NONE	NONE	4.635	4.524	29	30	3-87633-1
OBSOLETE	NONE	NONE	4.479	4.368	28	29	3-87633-0
OBSOLETE	NONE	NONE	4.323	4.212	27	28	2-87633-9
OBSOLETE	NONE	NONE	4.167	4.056	26	27	2-87633-8
OBSOLETE	NONE	NONE	4.011	3.900	25	26	2-87633-7
	NONE	NONE	.111	-	-	1	2-87633-6
	A, C, E, H, K, M, Q, S, U, W, Y	11	3.855	3.744	24	25	2-87633-5
	A, C, E, G, J, L, N, Q, S, U, W, Y	12	3.699	3.588	23	24	2-87633-4
	A, D, G, K, N, R, U, X	8	3.543	3.432	22	23	2-87633-3
	A, C, E, G, J, L, N, Q, S, U, W	11	3.387	3.276	21	22	2-87633-2
	A, D, G, K, N, R, U	7	3.231	3.120	20	21	2-87247-1
	A, C, E, G, J, L, N, Q, S, U	10	3.075	2.964	19	20	2-87633-0
	B, D, F, J, L, N, Q, S	8	2.919	2.808	18	19	1-87633-9
	A, D, F, J, M, P, S	7	2.763	2.652	17	18	1-87633-8
	A, D, G, K, N, R	6	2.607	2.496	16	17	1-87633-7
	A, C, E, G, J, L, N, Q	8	2.451	2.340	15	16	1-87633-6
	A, D, G, K, N	5	2.295	2.184	14	15	1-87633-5
	A, C, E, G, J, L, N	7	2.139	2.028	13	14	1-87633-4
	A, D, J, M	4	1.983	1.872	12	13	1-87633-3
	A, C, E, G, J, L	6	1.827	1.716	11	12	1-87633-2
	A, D, G, K	4	1.671	1.560	10	11	1-87633-1
	A, C, E, G, J	5	1.515	1.404	9	10	1-87633-0
	A, D, G	3	1.359	1.248	8	9	87633-9
	A, C, E, G	4	1.203	1.092	7	8	87633-8
	A, C, E	3	1.047	.936	6	7	87633-7
	A, C, E	3	.891	.780	5	6	87633-6
	A, D	2	.735	.624	4	5	87633-5
	A, C	2	.579	.468	3	4	87633-4
	A	1	.423	.312	2	3	87633-3
	A	1	.267	.156	1	2	87633-2
	KEYWAY LOCATIONS	NO OF KEYWAY	C	B	A	NO OF POSN	ASSEMBLY PART NUMBER

UNLESS OTHERWISE SPECIFIED DIMENSIONS ARE IN INCHES TOLERANCES ON :

2 PL DEC ± .005
 3 PL DEC ± .005
 ANGLES ±

MATERIAL: HOUSING - FLAME RETARDANT THERMOPLASTIC, COLOR - BLACK

POSTS - BRASS
 FINISH: POSTS: .00015 GOLD IN CONTACT AREA GOLD FLASH ON REMAINDER OF POST ALL OVER .000050 GOLD

DR 1-7-87
 L A MAYER
 CHK 2-11-87
 E HUBBEN
 APPD 2-11-87
 E HUBBEN
 APPD 2-11-87
 J SCHIEFER
 PRODUCT SPEC 108-25016
 APPLICATION SPEC -
 WEIGHT -

AMP INCORPORATED
 Harrisburg, Pa. 17105

NAME
 HEADER ASSEMBLY, MOD I,
 VERTICAL, SINGLE ROW,
 .156¢

SIZE D F5CM NO 00779 DRAWING NO 87633

SCALE 4:1 SHEET 1 OF 1